











PACKING & LABELLING TIPS

Storage for Students takes extra care to ensure all of your items are treated carefully when being transported & stored. However, we require your assistance to help us to return your items in the same condition as we receive them from you.

The tips below are to help this happen. We have provided some helpful hints below to ensure your items are packed securely. If you have any fragile items, or items you prefer to be stored "For Top Load only", please let us know at the time of Collection. You can also discuss any particular requirements with your Storage for Students representative before your Collection date, or at the time of Collection.

We also recommend you take a look at our **FAQ** page.

DESCRIPTION	IMAGE	PACKING & LABELLING TIPS
LABELS	Labels will be provided to you prior to your collection time	<ul style="list-style-type: none"> Each label must contain the information requested on the label - your name, your location, the number of each item, & the total number of items. We will confirm these details with you at the time of collection or contact us if you need to confirm.
BOX		<ul style="list-style-type: none"> Please ensure your boxes are sealed closed with packing tape (boxes will not be removed & stored by us until they are fully sealed with tape) The base of each box is best sealed twice with tape to ensure items don't fall out when being carried Please place your labels on the front of your box. Please don't place too many heavy items in the one box – so if you have a lot of text books please spread them between boxes/containers. There is a 20kg max limit for each box.
STORAGE CONTAINER		<ul style="list-style-type: none"> Please ensure your containers are sealed closed with packing tape These types of containers are quite easily cracked so we suggest you to place a cross of tape across the lid to further strengthen the container Please place your labels on the side of the container. Please note there is a 20kg max limit for each storage container.
SUITCASE / BAG	 	<ul style="list-style-type: none"> Please ensure your bags are zipped closed Please place your labels around the handle of your suitcase or bag. Please ensure your suitcase/bags are strong enough to hold your items & wont easily split or break if moved. Please note there is a 25kg max limit for each suitcase or bag.

<p>KIT BAG</p>		<ul style="list-style-type: none"> • Please ensure your bags are zipped closed • The material, & handles, of these types of bags are quite easily ripped, particularly if they contain heavy or sharp items. Therefore we suggest that you do not place such items in these types of bags • Please place your label around the handle of your suitcase or bag
<p>CLOTHES BASKET</p>		<ul style="list-style-type: none"> • No extra packing required if being stored empty • If you are storing items inside of your basket, please ensure that you tape or tie them in to prevent them from falling out of the basket • Labels should be placed on the base of the basket
<p>Clothes hanger (fold up)</p>		<ul style="list-style-type: none"> • Please ensure your clothes hanger is folded & secured together with packing tape.
<p>Flat screen TV (Up to 42 inch)</p>		<ul style="list-style-type: none"> • Bubble wrap – it is suggested that at least 2-3 sq mtrs of bubble wrap should be sufficient to secure your TV for transportation & storage. • Please place your labels on the bubble wrap on the front of your TV
<p>Bar Fridge</p>		<ul style="list-style-type: none"> • Doors must be taped shut for transport • Once stored, we remove the tape & leave the door slightly ajar to keep the inside aired during storage • We replace the tape prior to return transport
<p>Bicycle</p>		<ul style="list-style-type: none"> • Please ensure there are no loose items attached to your bike • Please place your labels around the handle of your bike
<p>Other</p>	<p>?</p>	<ul style="list-style-type: none"> • Please contact us (preferably with a photo of your item/s) to discuss your requirements